


LAUNDRY


ETIQUETTE!

WASHER



1. Empty Pockets
2. Load machine; don't overload, it may cause machine to stop working and will not clean clothes
3. Add recommended amount of detergent; if using pods, follow alternate use instructions and select preferred wash cycle
4. Check washing machine for any lost items and leave door open to air

DRYER



1. Remove clothes from washer and load into dryer; don't overload
2. Check and clean lint trap before and after each use
3. Choose dryer setting & begin cycle
4. Remove clothes when dry and clean lint trap before you go


TIPS



- Laundry is FREE to current residential students
- This is a shared space; remove your clothes from machines promptly to make them available to others
- Items left unattended may be considered abandoned and will be discarded or donated
- *Having trouble with a machine? Report issues promptly by submitting a work order or contact your RA*

LAUNDRY

IMPORTANT SYMBOLS

 MACHINE WASH NORMAL	 MACHINE WASH PERMANENT PRESS	 MACHINE WASH DELICATE OR GENTLE	 DO NOT WASH	 HAND WASH	 MACHINE WASH 30°C OR 80°F
 MACHINE WASH 40°C OR 105°F	 MACHINE WASH 50°C OR 120°F	 MACHINE WASH 60°C OR 140°F	 MACHINE WASH 70°C OR 160°F	 MACHINE WASH 95°C OR 200°F	 BLEACH WHEN NEEDED
 NON-CLORINE BLEACH WHEN NEEDED	 DO NOT BLEACH	 DRY-CLEAN	 DRY-CLEAN ANY SOLVENT	 DRY-CLEAN ANY SOLVENT EXCEPT TRICHLOROETHYLENE	 DRY-CLEAN PETROLEUM SOLVENT ONLY
 DO NOT DRY-CLEAN	 SHORT CYCLE	 LOW HEAT	 REDUCED MOISTURE	 NO STEAM	 TUMBLE DRY NORMAL
 TUMBLE DRY PERMANENT PRESS	 TUMBLE DRY GENTLE	 DRY NORMAL LOW HEAT	 DRY NORMAL MEDIUM HEAT	 DRY NORMAL HIGH HEAT	 DO NOT TUMBLE DRY
 LINE DRYING	 DRIP DRY	 DRY FLAT	 DRY IN SHADE	 DO NOT DRY	 DO NOT WRING
 DO NOT IRON	 IRON ANY TEMPERATURE STEAM	 IRON 110°C OR 230°F	 IRON 150°C OR 300°F	 IRON 200°C OR 390°F	 DO NOT STEAM

DANGER!

DANGER!

DO NOT skip the spin cycle!

- Always run the spin cycle.
- The dryer needs it.
- Skipping spin doesn't save time.
- If dryer somehow dries soaked clothes it will take longer than the spin cycle and hurt the dryer.



Be gentle with machines!

- Don't kick doors closed.
- No rocks, sticks, leaves.
- Leave doors open to dry.
- HE detergent only.
- Clean the lint traps.

Contact Facility Services
for issues:

(319) 895-4133

